



# Let's move, Courtenay


STRATEGIC TRANSPORTATION PLAN

## Council Meeting

April 15 2026



# Process



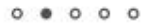
**Sept 2025- Oct 2025**

**Preparing**  
Launch, planning,  
communications



**Oct 2025- Dec 2025**

**Discovering**  
Research, study, inventory



**Dec 2025- Mar 2026**

**Visioning**  
Community engagement

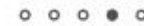


**We are here!**



**Mar 2026- Aug 2026**

**Planning**  
Plans, actions,  
engagement



**Aug 2026- Feb 2027**

**Moving Forward**  
Implementation,  
approvals



# Engagement



## Phase 1

Web + Social Media

Online Survey

Open House

Partner Agency Conversations

Interest Holder Workshop

## Phase 2

Web + Social Media

Online Survey

Open House

Pop-Up Activities

# Community Engagement, Phase 1

## Engagement at a Glance



PEOPLE AT THE OPEN HOUSE



SURVEY RESPONSES



CONTRIBUTIONS ON THE INTERACTIVE MAP

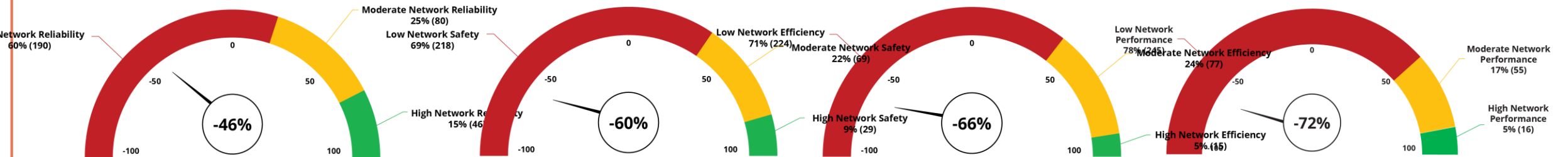
INTEREST HOLDER CONVERSATION



WEBSITE VISITS

# Community Engagement, Phase 1

## KPIs – Network-Wide



**5.54**  
Reliability

**5.03**  
Safety

**4.83**  
Efficiency

**4.61**  
Satisfaction

# Community Engagement, Phase 1

## KPIs by Mode

Mode	Satisfaction	Reliability	Efficiency	Safety
Walking	2.91	2.89	2.6	2.46
Cycling	2.23	2.39	2.63	1.52
Transit	1.78	1.51	1.6	2.78
Driving	3.08	3.21	3.17	3.25

Survey respondents ranked each mode based on the four KPIs



# Community Engagement, Phase 1

## KPIs by Mode

Mode	Satisfaction	Reliability	Efficiency	Safety
Walking	2.91	2.89	2.6	2.46
Cycling	2.23	2.39	2.63	1.52
Transit	1.78	1.51	1.6	2.78
Driving	3.08	3.21	3.17	3.25

Transit was ranked lowest  
in 3 of 4 KPIs

# Community Engagement, Phase 1

## KPIs by Mode

Mode	Satisfaction	Reliability	Efficiency	Safety
Walking	2.91	2.89	2.6	2.46
Cycling	2.23	2.39	2.63	1.52
Transit	1.78	1.51	1.6	2.78
Driving	3.08	3.21	3.17	3.25

Cycling was ranked lowest in safety

# Community Engagement, Phase 1

## KPIs by Mode

Mode	Satisfaction	Reliability	Efficiency	Safety
Walking	2.91	2.89	2.6	2.46
Cycling	2.23	2.39	2.63	1.52
Transit	1.78	1.51	1.6	2.78
Driving	3.08	3.21	3.17	3.25

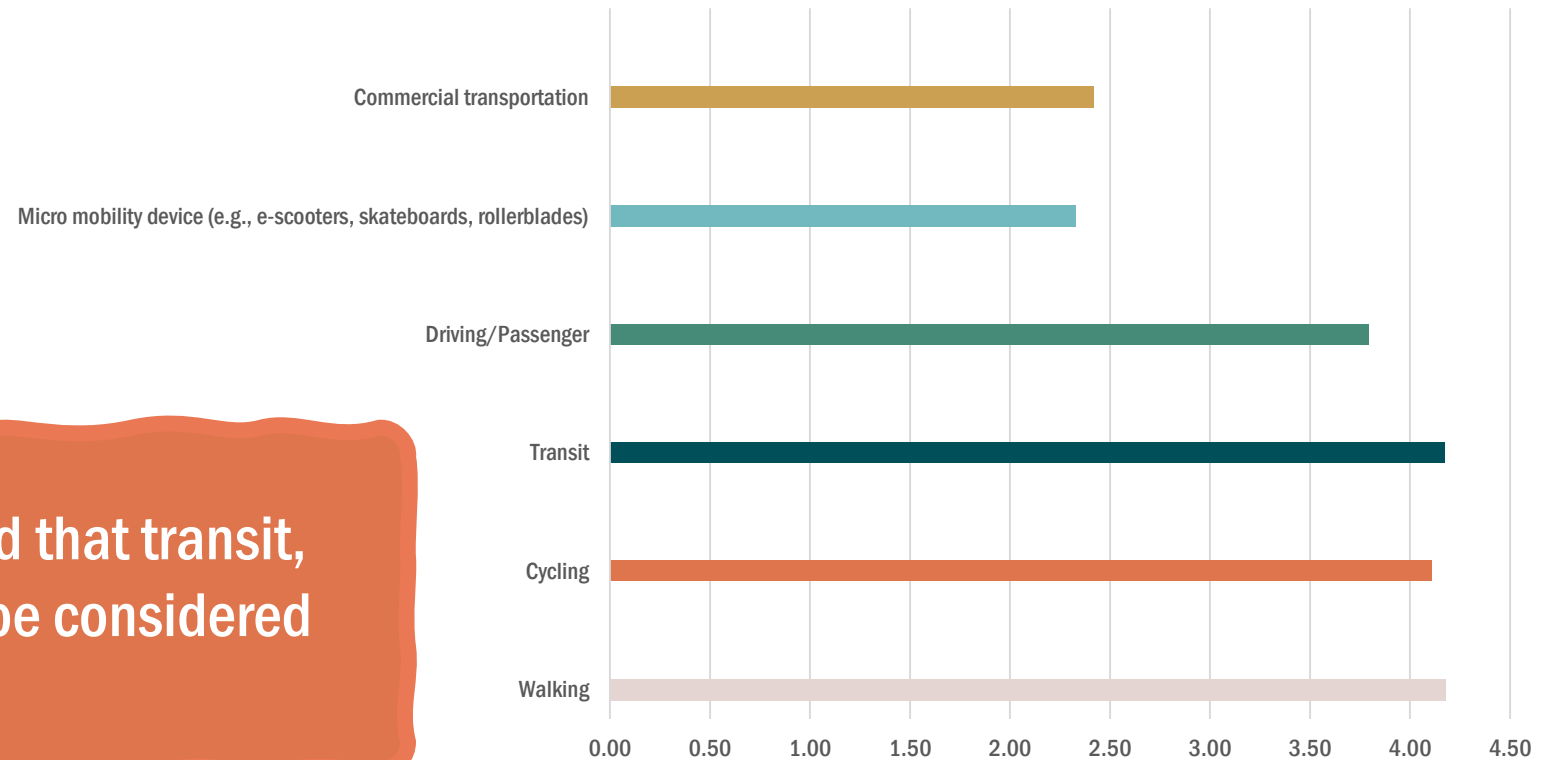
Driving was ranked highest in each KPI

# Community Engagement, Phase 1

## Transportation System Priorities



Survey respondents indicated that transit, walking, and cycling should be considered high priority.



# Looking Forward

## Key Themes / Areas of Focus

- ✓ Defining a Major Road Network
- ✓ Improved public transit service
- ✓ Enhanced road safety
- ✓ Advance active transportation network upgrades
- ✓ Address congestion / reduce travel time



# Looking Forward

## STP Objectives (draft)



**Road Safety**

Fewer crashes resulting in injury or fatality



**Congestion / Delay**

Reduce travel time on key corridors



**Sustainable Transportation**

Mode Share (% trips by mode)



**Let's move,  
Courtenay**  
STRATEGIC TRANSPORTATION PLAN

**Thank you!**